



INFLUENCE OF AGEING BEHAVIOR ON HARDNESS OF SQUEEZE CAST AL 7075 - 2.5% TIC_p USING RESPONSE SURFACE METHODOLOGY

*Vijayanand G¹, Ramesh M² and Nithyanandam S³

^{1,2,3}Assistant Professor, Professor, Principal, Department of Mechanical Engineering, Jay Shriram Group of Institutions, Tiruppur, Tamilnadu, India.

ABSTRACT

In this work, the effect of precipitation hardening on hardness of Al 7075 reinforced with 2.5 % TiC_p has been investigated. The composite is fabricated by employing squeeze cast process, in which the combination of both casting and forging processes can be done under high pressure. Squeeze casting is chosen for this work since this process results in negligible porosity, refined grain structure and high quality cast composites. The precipitation hardening process is carried out within a temperature range of 130 – 210 °C for the time interval of 1-8 hours. Hardness is recorded to closely monitor the age hardening effect and is employed to ascertain the optimum hardness using SYSTAT as a statistical tool.

Keywords: *Precipitation hardening, squeeze casting, TiC_p, Response surface Methodology [RSM], Aluminum metal matrix composite [Al MMC]*

1.Introduction

In the current industrial scenario, metal matrix composite materials fabricated with micro particles are gaining currency in defense, aerospace, automobile industries and electronic packaging applications due to their high strength to weight ratio, good machinability etc. In particular, Al metal matrix nano composites have wider applications due to their drastic weight reduction and exceptional properties like high wear and corrosion resistance, metallurgical and tribological properties, which require high creep resistance, good thermal conductivity, low thermal expansion co-efficient which is achieved by new fabrication techniques and methods.

Here, TiC_p reinforcements are used to fabricate Al 7075 nanocomposites by squeeze casting process under high pressure. Then the cast samples are subjected to precipitation hardening treatment mainly to improve the hardness of the samples.

Dineshkumar¹, et.al. found that metal matrix composites can lead to significant savings in materials and energy and reduce pollution through the application of ultra-strong material properties. Sathishkumar², et.al. presented that the age hardening response of the composites is faster than the alloy due to the presence of particulate reinforcements that can accelerate the aging kinetics. Micro structural examination of the composites reveals uniform distribution of reinforcement in the matrix. The squeeze cast pressure, die pre-heating

temperature and compression holding time are the parameters making the significant improvement in the mechanical properties of Al MMCs.^{3, 4}The age hardening and annealing heat treatment operations can eliminate the micro-segregations and improve the mechanical properties of Al 7075 alloy and this can be achieved by rapid solidification and appropriate heat treatment process ⁵.

The hardness of the as cast sample shows an increased hardness due to heat treatment ⁶. The aged material is generally stronger than the as-cast material and an appropriate solution treatment temperature and holding time have decisive effects on the strengthening, hardening and ductility of the alloy ⁷. The mechanical properties of the composite are higher in age hardened samples than the as cast samples, most likely due to the precipitation of a second phase during ageing which covers the surface at the particles-matrix interfaces. The hardness increases with aging time ⁸. The use of nanoparticles gives better results in ultimate tensile strength and hardness ⁹. Hardness, density increases with increases in TiC and TiO₂ content in Al composite material ¹⁰. The wear rate decreases linearly with increases in volume fraction of titanium carbide. Average co-efficient of friction also decreases linearly with increasing normal load and volume fraction of TiC_p¹¹. Rai.R.N ¹² .et.al, Microstructure of the composites showed uniform distributions of TiC_p

*Corresponding Author - E- mail: vijayapmech@gmail.com

particles along the grain boundaries. The presence of TiCp particles in the composite increased the yield strength and hardness with substantial decrease in elongation. Azeemdafedar 13 .et.al, TiCp in metal matrix composite is used in aerospace industry. Mitraakhtari Zarareh 14 .et.al, The variation in the composition of the material can yield significant differences in microstructure. In addition to the eutectic microstructure, spherical TiCp grains coexisting with a eutectic mixture are possible at high TiCp content. Adding hard TiCp increases cutting speed, fewer particles are broken, resulting in reduced tool abrasion wear which improves tool life 15.

2. Materials selection

The qualitative chemical analysis is performed using spectroscopic analysis and the chemical composition of both Al 7075 is given in Table 1 and the properties of the materials used are shown in Table 2.

Table 1. Chemical composition of Al 7075

Element	Si	Fe	Mn	Mg	Cu	Zn	Ti	Cr	Al
Al 7075	0.4	0.5	0.30	2.9	2	6.1	0.2	0.28	Bal

Table 2. Properties of Al 7075 & Reinforcements

Element	Density, g/cm ³	Melting point, °C	Modulus of elasticity, Gpa	Thermal conductivity, W/m.k
Al 7075	2.8	635	71.7	130
TiC _p	4.93	3250	450	28.9

Since TiCp have a wide range of commercial applications such as abrasive materials, cutting tools, grinding wheels and coated cutting tips and excellent properties, TiCp are used as reinforcement materials in this research work.

3. Experimental work

In this study, Al 7075 has been used as base matrix materials. Here TiCp powder with 99% purity of metal base of average particle size of 2 micron is imported from M/s. Alfa Aesar, USA used as reinforcement materials. 2.5% of TiCp are preheated in the furnace at 500 °C for 2 hrs to improve the wettability, bonding between the matrix and the reinforcement material. Molten metal is prepared using electrical resistance crucible furnace as shown in Figure 1 and the squeeze cast operating parameters are given in Table 3. The pre-heated reinforcement material is poured into the furnace and finally the squeeze cast of 50 mm diameter and 220 mm length is obtained for both

the alloys. 40 samples for heat treatment process are cut using Wire EDM machine with 50 mm diameter and 10 mm height.

Table 3. Squeeze casting operating parameters

Furnace temp, (°C)	Melt temp, (°C)	Stirrer speed, (rpm)	Stirrer holding time, min	Squeeze pressure (bar)	Squeeze holding time (min)
800	736	600	30	35	10



Fig. 1 Squeeze Casting set up



Fig. 2 Muffle furnace

4. Precipitation hardening heat treatment

After cleaning the as cast samples, precipitation hardening or age hardening tests are carried out in the muffle furnace with the ageing temperature range of 130-210 °C and the ageing time of 1-8 hours, then followed by atmospheric cooling to room temperature. Micro hardness values are recorded for both samples using Wilson hardness Vickers 402 MVD Tester at 300 kgf load with a dwell time of 10 seconds. All 40 samples are used for hardness testing in accordance with ASTM standard E18-02. As casted Al 7075 composites have resulted in lower hardness 110 VHN have been obtained.

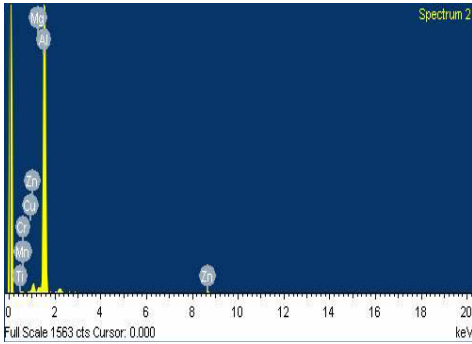


Fig. 3 EDX spectrum of Al 8011 with TiC




Fig. 5 SEM image showing the uniform distribution of TiC with Al 7075 matrix with 75X




Fig. 4 SEM image showing the uniform distribution of TiC with Al 7075 matrix with 50X

Table 4. Process parameters

S.NO	Parameters	-1	0	1
1	Temperature C, ° C	150	190	210
2	Time T, Hr	1	5	7
3	Solutioning Time S, Hr	1	2	3

5. Mathematical modeling using RSM

5.1 Response surfacemethodology

The test is framed on SYSTAT using Box Behnken design technique. It is factorial design for three factors and 15 runs with design of experiment method.

Table 5. Design matrix and its results

Run	Coded values			Actual values			Experimental Hardness VHN	Predicted value from RSM	RSM Error%
	C	T	S	Temp °C	Time Hr	Solutioning Time Hr			
1	-1	-1	0	150	1	2	115.13	119.46	-0.037
2	1	-1	0	210	1	2	120.16	124.68	-0.037
3	-1	1	0	150	7	2	157.83	157.12	-0.234
4	1	1	0	210	7	2	89.16	94.30	-0.057
5	-1	0	-1	150	5	1	131.26	139.09	-0.059
6	1	0	-1	210	5	1	85.53	105.43	-0.232
7	-1	0	1	150	5	3	131.26	139.03	-0.059
8	1	0	1	210	5	3	100.53	105.43	-0.048
9	0	-1	-1	190	1	1	122.26	132.96	-0.087
10	0	1	-1	190	7	1	114.17	118.2	-0.035
11	0	-1	1	190	1	3	118.26	122.14	-0.032
12	0	1	1	190	7	3	112.45	118.2	-0.051
13	0	0	0	190	5	2	134.2	130.24	0.029
14	0	0	0	190	5	2	134.2	130.24	0.029
15	0	0	0	190	5	2	134.2	130.24	0.029

Hardness as response, where as temperature, time, solution temperature are independent variables are used as a process parameters shown in table 4. To predict the response variable hardness, using the ageing temperature, ageing time, solutioning temperature, a novel mathematical model is developed using RSM topologies.

$$\text{Process parameters } H=(C, T, S) \quad (1)$$

General equation for polynominal regression co-efficient is used to predict the hardness value is given below.

$$\text{Hardness}_{Al7075} = -207.564+3.129*C+33.658*T+28.762*S-0.008C^2-0.442*T^2-7.191*S^2-162*CT+0*T*S+0*C*S \quad (2)$$

Table 6. Analysis of Variance

Source	df	Type I SS	Mean Squares	F-Ratio	P-Value
Regression	9	4,741.793	526.866	9.995	0.010
Linear	3	3,135.525	1,045.175	19.827	0.003
Quadratic	3	376.895	125.632	2.383	0.186
Interaction	3	1,229.373	409.791	7.774	0.025
Residual Error	5	263.567	52.713		
Total Error	14	5,005.360			

6. Results and discussion

It is evident that at higher temperatures, the movement of solute is faster and ageing takes place faster at higher temperature but equilibrium and stability at high temperatures of solute is affected and hence, it may lead to lower hardness 8. The ageing hardness recorded for each temperature from 130 – 210 °C for different ageing time intervals 1-8 hours have been attempted and developed model through RSM the peak hardness for each temperature corresponding to ageing time is clearly noticed in the design matrix Table 5.

6.1 Sensitivity analysis

Sensitivity analysis a method to identify parameters and rank by order to calculate the output. Mathematically, sensitivity of a design objective function with respect to a design variable is the partial derivative of that function with respect to its variables. To obtain the sensitivity equation for hardness, eqn (1) is differentiated with respect to hardness. The sensitivity equation (2), (3), (4) represent the sensitivity of hardness for temperature(C), Time (T), and solutioning time respectively.

Table 7. Sensitivity values

Sl.No	Temp	Hour	Hardness	$\delta H/\delta C$	$\delta H/\delta T$	$\delta H/\delta R$
1	150	1	115.13	0.567	8.474	-0.002
		3	85.5	0.243	6.706	-14.384
		5	131.26	-0.081	4.938	14.38
		7	157.83	-0.405	3.17	-0.002
2	190	1	118.26	-0.073	1.994	14.38
		3	108.23	-0.397	0.226	14.38
		5	134.2	-0.721	-1.542	-0.002
		7	114.17	-1.045	-3.31	14.38
3	210	1	120.16	-0.393	-1.246	-0.002
		3	82.1	-0.717	-3.014	-14.38
		5	100.53	-1.041	-4.782	14.38
		7	89.16	-1.365	-6.55	-14.38

$$\delta H/\delta C = 3.129-2*0.008*C-0.162*T \quad (3)$$

$$\delta H/\delta T = 33.658-2*0.442*T-0.162*C \quad (4)$$

$$\delta H/\delta R = 28.762-2*7.191*S \quad (5)$$

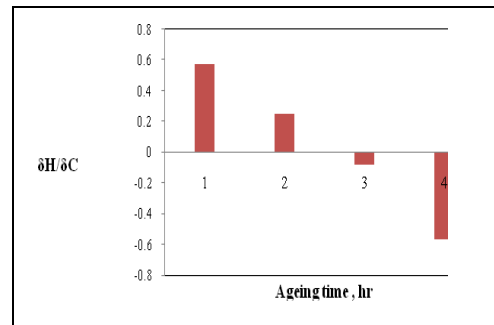


Fig. 6.Sensitivity graph for Temperature

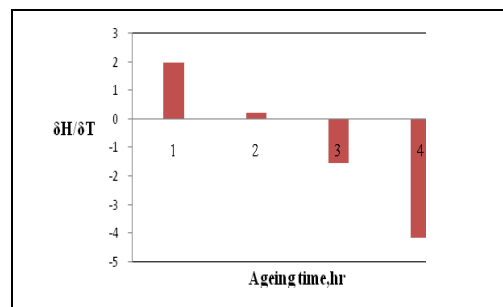


Fig. 7.Sensitivity graph for Time

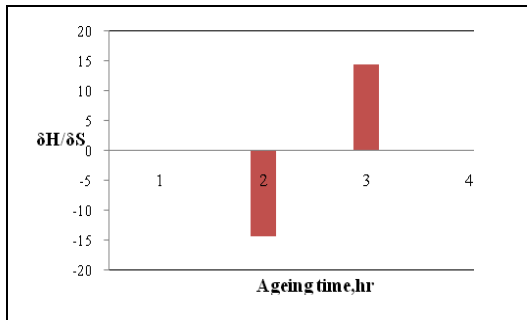


Fig. 8. Sensitivity graph for Solutioning time

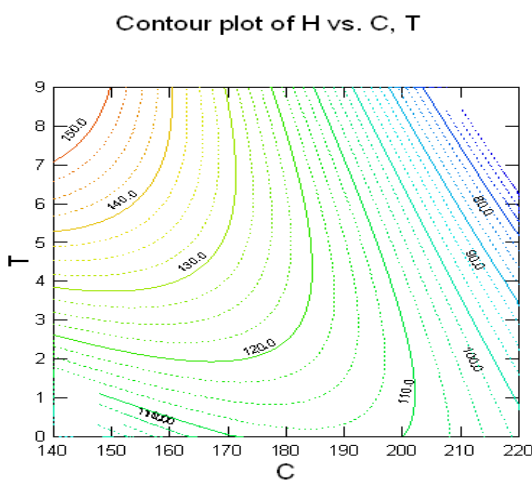


Fig. 9. Contour plot for the prediction of Temp, Time and hardness

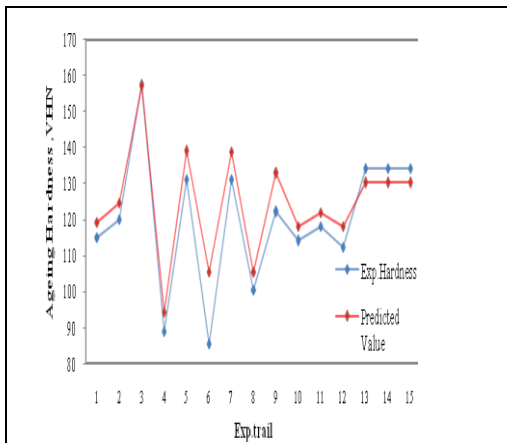


Fig. 10. Graph showing Experimental values vs Theoretical values

7. Conclusion

By conducting the heat treatment and hardness tests on Al 7075 composites, the following conclusion are drawn.

- As cast Al 7075 composites have resulted in lower hardness 110 VHN is obtained.
- Precipitation hardened Al alloy have better hardness values of 157.83 VHN for Al 7075 alloy compared to as cast composite alloy.
- Mathematical modeling is done using SYSTAT and it is found that the theoretical and experimental hardness values are within the close tolerance limit and also the percentage of error is found to be minimum and that the predicted model is adequate in Fig.7.
- Addition of TiC_p has improved the hardness. The highest hardness of 157.83 VHN for Al 7075 alloy is experimentally found at the ageing temperature of 150° C for 7 hours and solutioning temperature 2 hours have been achieved.
- From the figure 6. contour plot obtained by RSM having a good agreement with the experimental results.

REFERENCES

1. Dinesh Kumar Koli, Geeta Agnihotri and Rajesh Purohit (2013), "Properties and Characterization of Al -Al₂O₃ Composites processed by Casting and Powder Metallurgy Routes -Review", *International Journal of Latest Trends and Powder Metallurgy and Technology*, Vol. 114, 486-496.
2. Sathishkumar T, Subramanian R, Shalini S and Angelo P C (2016), "Age hardening behavior of Al-Si-Mg alloy matrix/Zircon and alumina hybrid composite", *Journal of Scientific and Industrial Research*, Vol.75, 89-94 .
3. Senthil P and Amirthagadeswaran K S (2012), "Optimization of squeeze cast parameters of nano-symmetrical AC2A aluminium alloy castings through Taguchi method", *Journal of Material Science and Technology*, Vol. 26(4), 1141-1147 .
4. Vembu V and Ganesan G (2015), "Heat treatment optimization of tensile properties of 8011 Al /15%SiCp metal matrix composites using response surface methodology", *Defense Technology*, Vol.11, 390-395.
5. Adeyemi Dayo, Isadare, Bolaji Aremo, Mosobalaje Oyebamji, Adeoye, Oluyemi John Olawale and Moshood Dehinde Shittu (2013), "Effect of heat treatment on some Mechanical properties of 7075 Aluminium alloy", *Materials Research*, Vol.161, 190-194.
6. Ridvan Yamanoglu, Erdem Karakulak, Adalet Zeren and Muzaffer Zeren (2013), "Effect of heat treatment on the tribological properties of Al-Cu-Mg/nano SiC composites", *Materials and Design*, Vol.49, 820-825.

7. Esezobor D E and Adeosun S O (2006), "Improvement on the strength of 6063 Aluminium by means of solution Heat treatment", *Material Science and Technology*, 645-655.
8. Aondona P Ihom, Nyior G Bem, Emmanuel E Anbhu and Joy N Ogbodo (2012), "The Effect of Ageing Time on some Mechanical properties of Aluminium /0.5%/ Glass reinforced particulate composite", *Journal of Minerals and Materials Characterization and Engineering*, Vol.11, 919-923.
9. Gopalakannan S and Senthilvelan T (2015), "Synthesis and characterization of Al 7075 reinforced with SiC and B4C nanoparticles fabricated by ultrasonic cavitation method", *Journal of Scientific and Industrial Research*, Vol.74, 281-285.
10. Baskaran G, Daniel Lawrence I, Ramesh Kannan C and Stalin B (2015), "Characterization of aluminium based Metal matrix composite reinforced with TiC and TiO₂", *International Journal of Applied Engineering Research*, Vol.10(51), 682-687.
11. Venkatesan S and Anthony Xavier M (2015), "Comparative analysis of metal matrix composites reinforced with TiC and TiB₂ using stir casting process", *International Journal of Scientific Research and Engineering Studies*, Vol.2(4), 1-65.
12. Rai R N, Saha S C, Datta G L and Chakraborty M (2016), "Studies on synthesis of in-situ-Al-TiC Metal Matrix composites", *Material science and Engineering*, Vol.117, 1-7.
13. Azeem Dafedar, Rahul Bhandari and Vijayaram T R (2014), "Processing and characterization of Titanium carbide and Titanium oxide particulate reinforced Aluminium metal matrix composites for Aerospace Applications", *International journal of scientific and Engineering Research*, Vol.5(10), 1372-1377.
14. Mitraakhtari Zarareh, Ahmed Aly Daa Mohammed Sarhan, Maliheh Amiri Roudan and Parisa Akhtari Zavareh (2011), "TiCp –TiB₂ composites – A review of processing,properties and applications", *International journal of innovative research in scientific and Engineering*, Vol.11(2347), 1-11.
15. Basim A khidhir (2016), "Comprehensive study on Machinability of Titanium composite", *Journal of Material science and chemical Engineering*, Vol.4, 1-7.