



ANALYSIS OF MONO LEAF SPRING WITH DIFFERENT COMPOSITE MATERIALS

* Raghu Kumar B¹, Vijaya Prakash R² and Ramesh N³

^{1,2,3}Department of Mechanical Engineering, KL University, Vijayawada, Andhra Pradesh- 520 002, India

ABSTRACT

In the present scenario, composites are widely used in most of the industries in place of steel, due to low weight to strength ratio. In automobile industry, one can think of replacing parts with composites. The aim of this paper is to suggest the best composite material for design and fabrication of complete mono composite leaf spring. A single leaf with variable thickness and variable width for constant cross sectional area of different composite materials, with similar mechanical and geometrical properties to the multi leaf spring, were modeled and analyzed. The finite element results using ANSYS software showing stresses and deflections were verified with analytical results. The design constraints were stresses and displacement. Compared to the steel spring, the composite spring has stresses and deflection that are much lower, and the spring weight is nearly 78 % lower.

Key words: *Leaf Spring and Composite*

1. Introduction

Composite materials consist of two or more physically distinct and mechanically separable components called reinforcement and matrix. These two components can be mixed in a controlled way to achieve optimum properties, which are superior to the properties of each individual component. Composite materials have been widely used in automobile industry because of its high strength and modulus to weight ratio, low cost and flexibility in material and structure design. The suspension leaf spring is one of the potential items for weight reduction in automobile as it accounts for ten to twenty percent of the unsprung weight. This helps in achieving the vehicle with improved riding qualities. Since the strain energy in the spring is inversely proportional to density and young's modulus of the material, it is always suggested that the material for leaf spring must have low density and modulus of elasticity. Composite materials are having such properties as compared to the conventional steel. The introduction of composite materials was made it possible to reduce the weight of the leaf spring with out any reduction on load carrying capacity and stiffness. Since; the composite materials have more elastic strain energy storage capacity and high strength-to-weight ratio as compared to those of steel. Several papers were devoted to the application of composite materials for automobiles I. Rajendran [1, 2] Studied the application of composite structures for automobiles and design optimization of a composite leaf spring. Great effort has been made by the automotive industries in the application of leaf springs

made from composite materials [3, 4]. Vijayarangan S [5] showed the introduction of fiber reinforced plastics (FRP) made it possible to reduce the weight of a machine element without any reduction of the load carrying capacity. Because of FRP materials high elastic strain energy storage capacity and high strength-to-weight ratio compared with those of steel, multi-leaf steel springs are being replaced by mono leaf FRP springs [6, 7]. Shiva Sankar G S [8] has fabricated and tested the Glass fiber/Epoxy leaf spring with and without bonded end joints and said that around 85% of weight has been reduced. The spring was thicker at the center and has varying thickness along its length [9,]. At least the main leaf of which is design in such manner that the cross sectional moment of inertia of the leaf varies in the longitudinal direction of the spring, so that the bending stress in the leaf will be essentially equal over the major portion of the length of the spring [10]. The prior cracking in the spring was extensive enough to reduce the strength of the spring to the point where normal dirt road forces were adequate to produce rupture [11]. Patunkar M M showed that under the same static load conditions deflection and stresses of steel leaf spring and composite leaf spring are found with the great difference. Deflection of Composite leaf spring is less as compared to steel leaf spring with the same loading condition [12]. Senthil Kumar M showed that Composite leaf spring is found to have lesser stress, higher stiffness and higher natural frequency than that of existing steel leaf spring. [13]

*Corresponding Author - E- mail: rbandlam@yahoo.com

2. Specification of the Problem

The objective of the present work is to suggest a best available composite material for design, fabricate complete composite mono leaf spring.

3. Description on the Dimensions of the Leaf Spring

Leaf springs are subjected to different types of loading. By considering all the types of loads various kinds of composite leaf spring have been developed.

In this paper, only a mono-leaf composite leaf spring with varying width and varying thickness with uniform cross section is designed. The dimensions are calculated from the basic equations of leaf spring from strength point of view and stiffness point of view. The results showed that a spring width decreases hyperbolically and thickness increases linearly from the spring eyes towards the axle seat. The parameters of composite leaf spring are shown in Table 1.

Table 1: Parameters at Center and end Points for Composite Leaf Spring

Parameters	At center	At end
Breadth (in mm)	50	62
Thickness (in mm)	125	25

3.1 Material properties

Materials properties of different materials used in this work are listed in the table 2.

Table 2: Material Properties of Different Composites

Material Properties	E Glass Epoxy	Graphite Epoxy	Boron Aluminum	Carbon Epoxy	Kevlar Epoxy
E_{11}	34	142.6	215	142	80
E_{22}	65.3	96.0	144.1	98.1	55
G_{12}	24.33	6.00	57.2	6.57	2.2
G_{23}	16.98	3.10	45.9	3.77	1.8
V_{12}	0.217	0.25	0.19	0.3	0.34
V_{23}	0.366	0.35	0.29	0.34	4

4. Finite Element Analysis of Mono Composite Leaf Spring

To design steel leaf spring, a stress analysis was performed using the finite element method done using ANSYS software. Modeling was done for every leaf with eight-node 3D brick element (solid 45) and five-node 3Dcontact element (contact 49) used to represent contact and sliding between adjacent surfaces

of leaves. Also, analysis carried out for composite leaf spring for Glass/Epoxy, Graphite/Epoxy, Carbon/Epoxy, Kevlar epoxy, Boron Aluminum composite materials and the results were compared with steel leaf spring. The maximum deflection and shear stresses along the adhesive layer were measured. Figs. 2 to 13 show the FEA results for steel and composite mono leaf spring (Glass/Epoxy, Carbon/Epoxy, Graphite/Epoxy, Kevlar epoxy and Boron Aluminum). A comparison graph of deflections and stresses among all the composites and steel are shown in the Fig. 14 and 15.

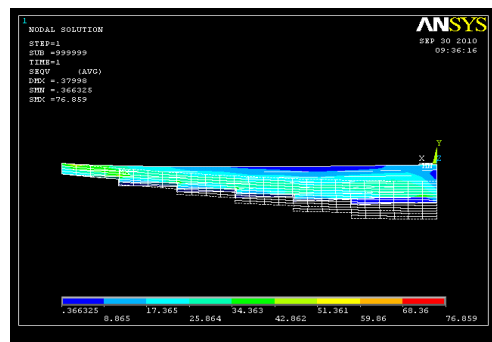


Fig. 1 Displacement Pattern for Steel

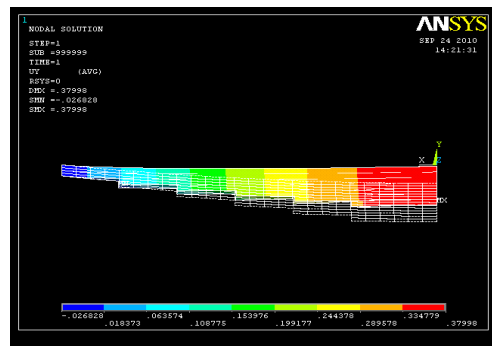


Fig. 2 Stress Pattern for Steel Leaf Spring

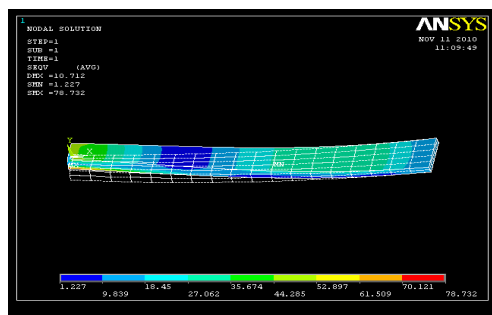


Fig. 3 Displacement Pattern for E-Glass/Epoxy

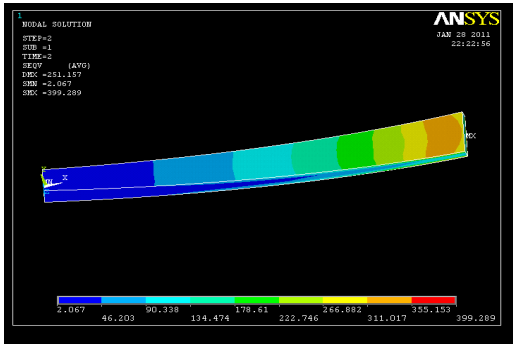


Fig. 4 Stress Pattern for E-Glass/Epoxy

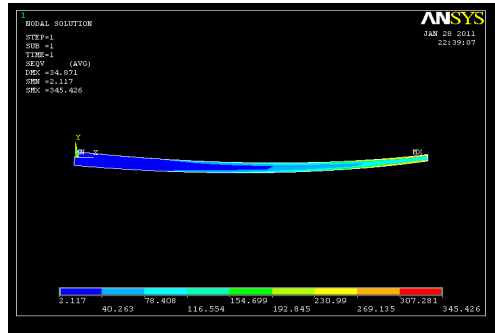


Fig. 8 Stress Pattern for Boron Aluminum

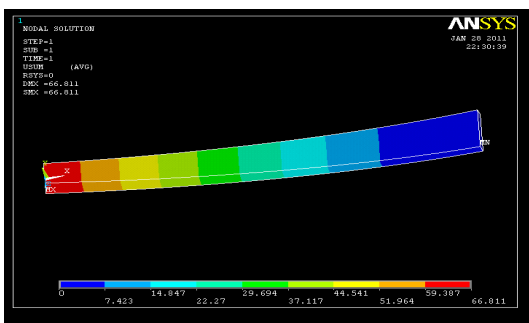


Fig. 5 Displacement Pattern for Graphite Epoxy

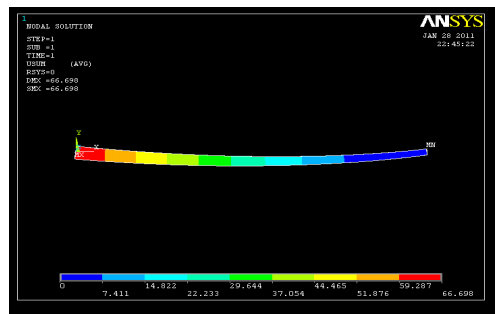


Fig. 9 Displacement Pattern for Carbon Epoxy

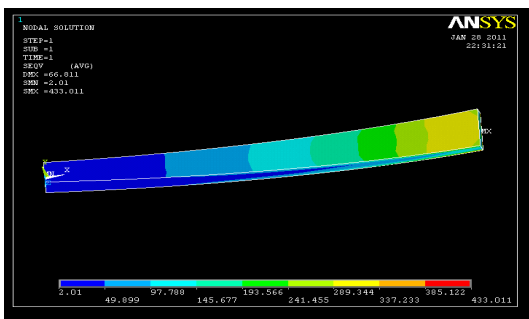


Fig. 6 Stress Pattern for Graphite Epoxy

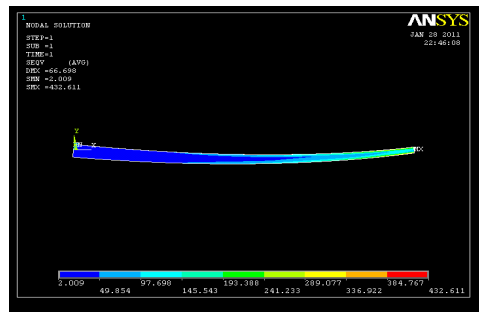


Fig. 10 Stress Pattern for Carbon Epoxy

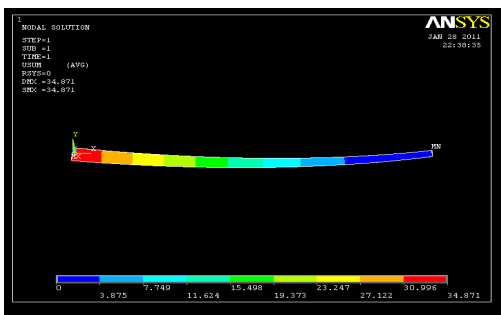


Fig. 7 Displacement Pattern for Boron Aluminum

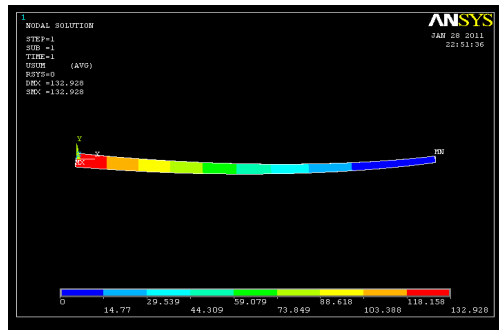


Fig. 11 Displacement Pattern for Kevlar Epoxy

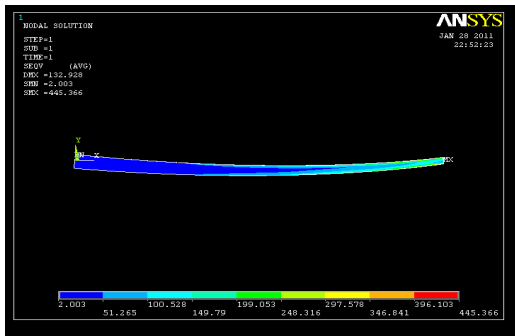


Fig. 12 Stress Pattern for Kevlar Epoxy

5. Results and Discussion

FEA results of the leaf springs under static loading containing the stresses and deflection are listed in the Table 3. Fig.1 represents the deflection pattern and fig.2 represents the stress distribution of Steel leaf spring. From fig 3 to fig 12 shows the maximum deflection and maximum stress values for different composite materials and these values are tabulated in the Table 3.

Table 3: Comparison Results of Deflection and Stress

S. No	Material	Max deflection (mm)	Max stress (MPa)	Weight (Kg)
1	Steel	77	425.17	26
2	E-Glass Epoxy	79	400.15	3.02
3	Graphite Epoxy	66.91	433.91	1.97
4	Boron Aluminum	35.97	345.78	2.52
5	Carbon Epoxy	66.69	432.51	2.01
6	Kevlar Epoxy	82.1	439.15	3.87

We can observe from Table 3 that there is a much weight reduction for composites materials compared to steel. For E Glass Epoxy 88.4%, Graphite Epoxy 92.4%, Boron Aluminum 90.3%, Carbon Epoxy 92.3%, and Kevlar Epoxy 85.11% savings in the weight as compared to steel.

From Table 3 we can observe that all the composites are not suitable for replacing the steel in the manufacturing of the leaf spring. E Glass epoxy and Kevlar epoxy are deflecting more compared to steel. If the space is a limiting criterion these composites may not be the suitable materials for replacing the steel. But the Graphite epoxy, Boron Aluminum and Carbon

epoxy are suitable materials for this application. From the Fig.13 we can observe that the deflection is minimum for Boron Aluminum as compared to remaining composite materials.

From Table 3 we can also observe that Graphite Epoxy, Carbon Epoxy, Kevlar Epoxy are getting more stress as compared to the steel. These materials may with stand with theses stresses but from stress point of view, these materials may not be the suitable materials for replacing the steel. But, E Glass Epoxy and Boron Aluminum are getting less stresses as compared to the steel. From the Fig. 14 we can say that Boron Aluminum is getting very less stress as compared to the remaining materials.

G.S. Shiva Sankar [8] has proved experimentally that composites leaf springs can bear the load. The composite spring is designed for same stiffness as that of steel leaf spring; both the springs are considered to be almost equal in vehicle stability. So, the steel leaf spring was replaced with a composite. The objective was to obtain a spring with minimum weight which is capable of carrying given static external forces by constraints limiting stresses and displacements. Thus, the objective of the unsprung mass is achieved to a larger extent.

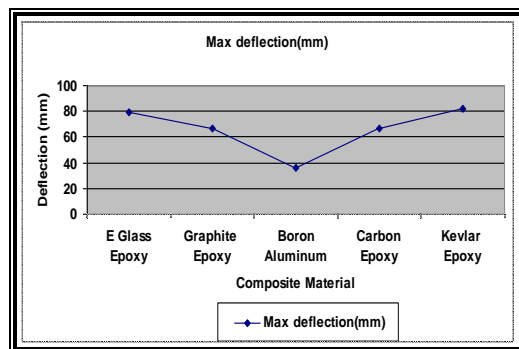


Fig. 13 Maximum Deflection Distribution Graph

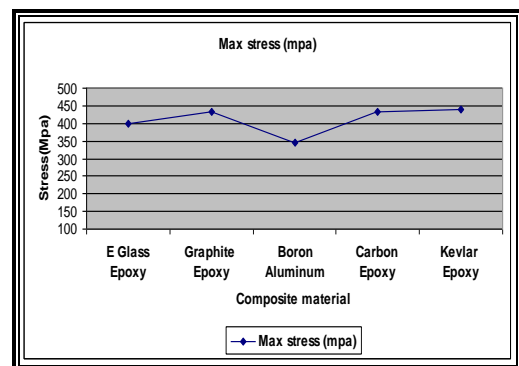


Fig. 14 Maximum Stress Distribution Graph

6. Conclusion

Composite springs with varying width and thickness and constant cross section has been developed. These leaf springs are analyzed in ANSYS software with different composite materials along with the steel. A comparative study has been made between different composite materials and with the steel in respect of weight, deflection and stress. It can be observed that Boron Aluminum is the best suitable material for replacing the steel in manufacturing of mono leaf spring. The savings in the weight is 90.3%.

References

1. Rajendran I and Vijayarangan S (2001), "Optimal Design of a Composite Leaf Spring Using Genetic Algorithms", *International Journal of Computer and Structures*, Vol. 79, 1121 – 1129.
2. Rajendran I and Vijayarangan S (2002), "Design and Analysis of a Composite Leaf Spring", *Journal of Institute of Engineers India*, Vol. 82, 180 – 187.
3. Daugherty R L (1981), "Composite Leaf Springs in Heavy Truck Applications K Kawata T Akasaka (Eds)", *Composite Materials Proceedings of Japan-US Conference Tokyo*, 529 – 538.
4. Dharam C K (1978), "Composite Materials Design and Processes for Automotive Applications", *The ASME Winter Annual Meeting, San Francisco*, 19 – 30.
5. Vijayarangan S and Ganesan N (1994), "Static Stress Analysis of a Composite Bevel Gear using a Three-dimensional Finite Element Method", *Computer Structures* Vol. 51, 771 – 783.
6. Tanabe K Seino T and Kajio Y (1982), "Characteristics of Carbon/Glass Fiber Reinforced Plastic Leaf Spring", *SAE820403*, 1628 – 1634.
7. Yu W J and Kim H C (1998), "Double Tapered FRP Beam for Automobile Suspension Leaf Spring", *Composite Structures*, Vol. 9, 279 – 300.
8. Shankar G S and Vijayarangan S (2006), "Mono Composite Leaf Spring For Light Weight Vehicle – Design, End Joint Analysis And Testing", *Materials Science*, Vol. 12, 220 – 225.
9. Grip C E Hags tad B J and Anderson B H (1986), "Spring Steel", *United States Patent*, 457591.
10. Ingvarsson H and Raattamaa J-R (1997), "Leaf Spring for a Rigid Axle of a Vehicle", *United States Patent*, 5683076.
11. Clarke C K and Borowski G E (1996), "Evaluation of a Leaf Spring Failure ASM, International, Materials Park", OH, 622- 625.
12. Patunkar M M (2001), "Modeling and Analysis of Composite Leaf Spring under the Static Load Condition by Using FEA", *International Journal of Mechanical & Industrial Engineering*, Vol. 1, 1-4
13. SenthilKumar M (2007), "Static Analysis and Fatigue Life Prediction of Steel and Composite Leaf Spring for Light Weight Vehicles", *Journal of Scientific & Industrial Research*, Vol. 66, 128-134.